



**mod. 051**

# how to use **BENDANA** HOLTER HOLDING PROTECTION



PATENTED




Spread material: 1. electro-medical devices, 2. electrode cover, 3. Holter holding protection




Insert the Holter holding protection: first the front legs and then the head



Place the protection on the back of the animal centering it inasmuch as possible




Pass the connector in one of the two slots provided on the pocket



Insert the four laces one by one into the pre-arranged holes



Connect the Holter and insert it into the pocket



Keeping the pocket open, tie up the laces on the tail side



Tie up all the other laces towards the head, except for the last one



Close the flap of the pocket, pressing it on the velcro closure, so that it adheres well



For further safety, tie the laces towards the head, making them pass also through the eyelets provided on the flap



Here it is, the Holter holding protection worn by the animal



**BENDANA**

**Post-operative protection for veterinary use for pets**

T +39 0444 550361 F +39 0444 550268 Arcugnano (Vicenza)- ITALIA

info@bendana.it - www.bendana.it - P. IVA IT03652540240 - n. R.E.A. VI-342637



MADE IN ITALY

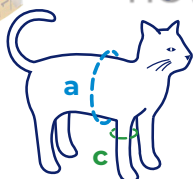


# BENDANA

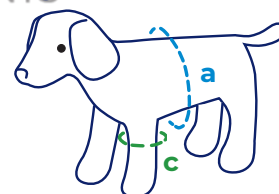
It is a post-operative protection for veterinary use, designed to completely cover the dressings in a safe and lasting way, leaving the animal absolute freedom of movement and eliminating any annoyance caused by the use of plasters, velcro and so on. It is a very simple to use elastic bandage, adaptable in a few steps to any breed and size, easy to remove even for routine checks during convalescence. It is made of natural jersey fabric ( $\geq 90\%$  cotton e  $5\div 10\%$  elastane). Produced in various models, in different shapes and sizes depending on the part of the body to be protected, it is supplied in two solutions: as shaped articles ready for use and, for the most experts, as a continuous straight protection, to be cut as required.

PATENTED PRODUCT

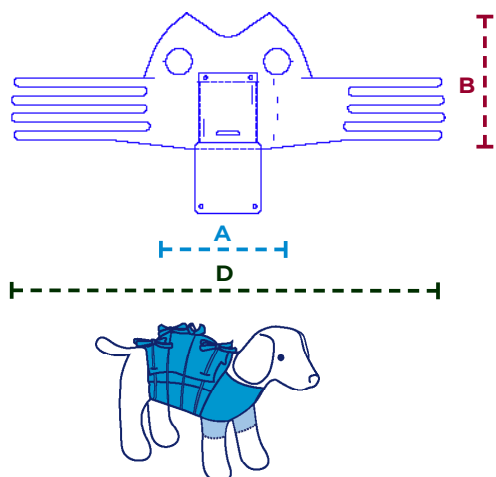
## HOW TO TAKE THE MEASUREMENTS



- a** chest circumference  
-20% approximately= **A**
- c** circonferenza omero = **C**



## HOW TO CHOOSE THE SIZES (MOD. 051)



### HOLTER HOLDING PROTECTION

| Item   | A cm | B cm | size | weight  |
|--------|------|------|------|---------|
| 001.30 | 30   | 44   | XXS  | 5 - 7   |
| 001.35 | 35   | 50   | XS   | 7 - 10  |
| 001.40 | 40   | 58   | S    | 10 - 15 |
| 001.45 | 45   | 65   | M    | 15 - 20 |
| 001.55 | 55   | 80   | L    | 20 - 30 |
| 001.65 | 65   | 95   | XL   | 30 - 40 |
| 001.75 | 75   | 110  | XXL  | 40 - 50 |

All models can be used for dogs and cats equally


## 12 PRODUCED MODELS



**mod. 001**  
**CONTOURED**  
**ABDOMEN AND**  
**CHEST**  
protection



**mod. 101**  
**STRAIGHT**  
**ABDOMEN AND**  
**CHEST**  
protection



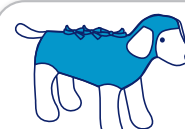
**mod. 011**  
**ABDOMEN, CHEST**  
**and FORELEGS**  
protection




**mod. 021**  
**ABDOMEN, CHEST**  
**and HIND LEGS**  
protection



**mod. 031**  
**ABDOMEN, CHEST**  
**AND ALL LEGS**  
protection



**mod. 041**  
**CONTOURED**  
**HEAD, NECK, AND**  
**ABDOMEN**  
protection




**mod. 051**  
**HOLTER**  
protection




**mod. 052**  
**ELECTRODES**  
**HOLDING**  
protection



**mod. 061**  
**FORELEGS** protection  
**WITH LACES**



**mod. 071**  
**HEAD, NECK,**  
**CHEST**  
protection



**mod. 081**  
**HEAD, NECK, CHEST,**  
**FORELEGS**  
protection



**mod. 091**  
**TOTAL**  
protection

The complete catalog, price list and order form are available on the website

**www.bendana.it**