



TAKE MEASUREMENT AND CHOOSE THE SIZE

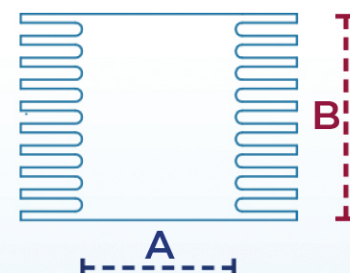

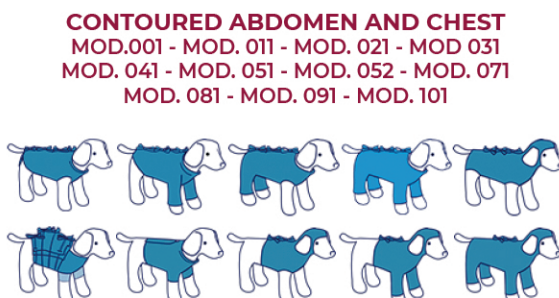
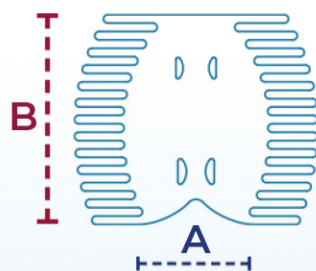
All models can be used for dogs and cats equally

a) measured chest circumference

A) measured chest circumference minus 20%

B) head-tail length

C) humerus circumference



Here's how to ensure you order the right size of Bendana protection for the animal that will wear it:

- measure the circumference of the animal's chest at its widest point (measurement A)
- subtract about 20% from the measured value; this provides an approximate size.

Example: my dog's chest circumference is 48 cm; then I subtract 20% and get 38.4 cm. This size is between size 35 and size 40. Since 38.4 is closer to size 40 than to size 35, I will choose size 40.

Example: my dog's chest circumference is 88 cm; I subtract 20% and get 70.4 cm. This size is halfway between size 65 and size 75; so, you can choose either one, but also consider how furry your pet is and/or the part of the hips that you want to cover when choosing one or the other. The size corresponds to the width of the full fabric of the protection, plus 14 to 26 cm for the ties on each side. The length depends on the size chosen: the larger the size, the longer the ties.

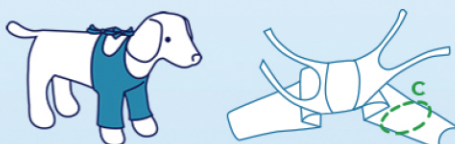
For "Front legs with ties" MOD. 061

To determine the size of article 061, measure the circumference of the humerus (measurement C) and then double it. Example: the circumference of the humerus is 20 cm, which when doubled becomes 40, corresponding to size 061.40. (for chest measurements of 47-53 cm).

CONTOURED ABDOMEN AND CHEST
MOD.001 - MOD. 011 - MOD. 021 - MOD 031
MOD. 041 - MOD. 051 - MOD. 052 - MOD. 071
MOD. 081 - MOD. 091 - MOD. 101

| Article (es. Mod 001) | a circumference measured in cm min-max. | measured circumference a -20% = A cm | B cm | American Size | Weight in Kg min-max |
|-----------------------|-----------------------------------------|--------------------------------------|------|---------------|----------------------|
| 001.20 | 22-28 | 20 | 32 | XXXXXS | 1 - 3 |
| 001.25 | 29-34 | 25 | 37 | XXXS | 3 - 5 |
| 001.30 | 35-40 | 30 | 44 | XXS | 5 - 7 |
| 001.35 | 41-46 | 35 | 50 | XS | 7 - 10 |
| 001.40 | 47-53 | 40 | 58 | S | 10 - 15 |
| 001.45 | 54-59 | 45 | 65 | M | 15 - 20 |
| 001.55 | 60-75 | 55 | 80 | L | 20 - 30 |
| 001.65 | 76-87 | 65 | 95 | XL | 30 - 40 |
| 001.75 | 88-100 | 75 | 110 | XXL | 40 - 50 |

FRONT LEGS WITH LACES MOD. 061



| Article (es. Mod 001) | a circumference measured in cm min-max. | measured circumference a -20% = A cm | C cm | American Size | Weight in Kg min-max |
|-----------------------|-----------------------------------------|--------------------------------------|------|---------------|----------------------|
| 061.20 | 22-28 | 20 | 10 | XXXXXS | 1 - 3 |
| 061.25 | 29-34 | 25 | 12 | XXXS | 3 - 5 |
| 061.30 | 35-40 | 30 | 15 | XXS | 5 - 7 |
| 061.35 | 41-46 | 35 | 17 | XS | 7 - 10 |
| 061.40 | 47-53 | 40 | 20 | S | 10 - 15 |
| 061.45 | 54-59 | 45 | 22 | M | 15 - 20 |
| 061.55 | 60-75 | 55 | 27 | L | 20 - 30 |
| 061.65 | 76-87 | 65 | 32 | XL | 30 - 40 |
| 061.75 | 88-100 | 75 | 37 | XXL | 40 - 50 |

All BENDANA models can be modified as required, thanks to their elasticity. Even when cut, the jersey does not ladder and always retains its elasticity and strength.

For item "BAND" 101: Once you have chosen the size for your pet, use the procedure mentioned in "How to order Bendana protection", choose the BENDANA band in the corresponding size, then take measurement B, from the base of the neck to the base of the tail. Mark this measurement on the band and cut. You can shape the band by lengthening the ties. Just cut into the fabric to lengthen the ties. Cut into the fabric based on your pet's shape, generally less toward the head and more toward the tail. Obviously, the length of the Band can be cut based on the part of the body to be covered.

How to read the protection's code:

Each Bendana protection has a numeric code consisting of two sets of digits, e.g.: 001.45

| Model | Size |
|-------|------|
| 001 | 45 |

The first three digits indicate the model, such as:

- Model 001 "Shaped Abdomen -Chest"
- Model 021 "Abdomen-Chest and Hind Legs"
- Model 061 "Front Legs with Ties"

The second pair of digits indicates the size, e.g.: 45, which corresponds to the width of the widest part of the fabric of the protection. The ties are 14 to 26 cm long on each side and are not included when determining the size.